

G D GOENKA PUBLIC SCHOOL ARRAH

A UNIT OF G D GOENKA GROUP NEW DELHI, BASED ON CBSE Curriculum



**D. GOENKA
SCHOOL
ARRAH**

HOLIDAY

ENGAGEMENT

KG





**This Summer,
Let's Learn to Go Green With GD Goenka**



Dear Students!

**As summer draws near, let's take a moment to marvel at something truly amazing:
Our Incredible Planet Earth.**

It's not just a place we call home; it's a precious gift, bursting with life, wonder, and beauty. But like any gift, it needs our love and care to thrive.

You might have heard about climate change—it sounds kinda big and scary, right? But really, it's just about our actions affecting the delicate balance of nature.

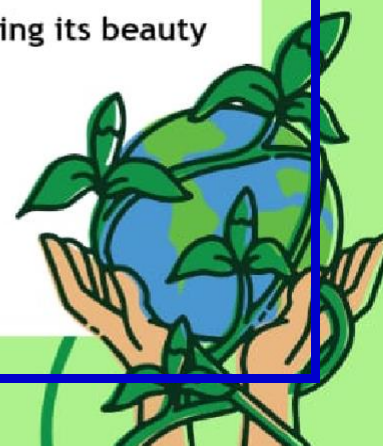
Picture a world where the air is pure, rivers sparkle with life, and forests sway in a gentle breeze. That's the world we dream of—a place where all creatures, big and small, live together in harmony.

But to make this dream real, we all need to chip in. It's about the little things, like turning off lights, using less plastic, or planting seeds that'll grow into mighty trees.


Together, we've got the power to make a change. Let's dive into this adventure, hand in hand, with hearts full of hope. Because the future of our planet lies in our hands, guided by the love in our hearts.

So, my dear Green Goenkan Warriors, let's treat our Earth with kindness and care. Together, we can be the heroes our planet needs, protecting its beauty and securing its future.

Every little step we take makes a big difference!



Worksheet:-
Let's make some new
Words from Group



S,a,t,i,p
,n,c,k,eh
,r,m,d,g,
o,u,l,f,b

Worksheet:-
Picture Blending



p/n/e _____




t / c / a _____




e/n/h _____



d/s/a _____



n/t /e _____



i /p/t _____

Worksheet:-

चित्र देखकर सही जोड़े मिलाये।



क



म



ट



च



अ




य



त

Worksheet:-

Write the beginning sound of each word:-



a t




e n




o g



i p



o t



a t



a p



e t




u g

Worksheet:-

Fill in the ending sound in the words:-




ma



pa



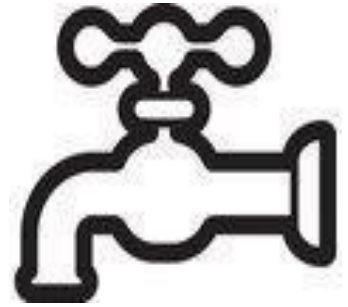
ju



lo



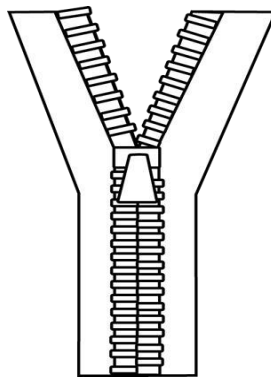
di




ta



pe



zi



ti

Worksheet:-

Matching:-

ten

map

bun


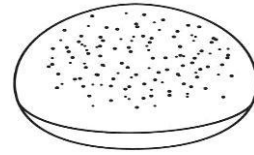
mop

tip


bat

lip

mug

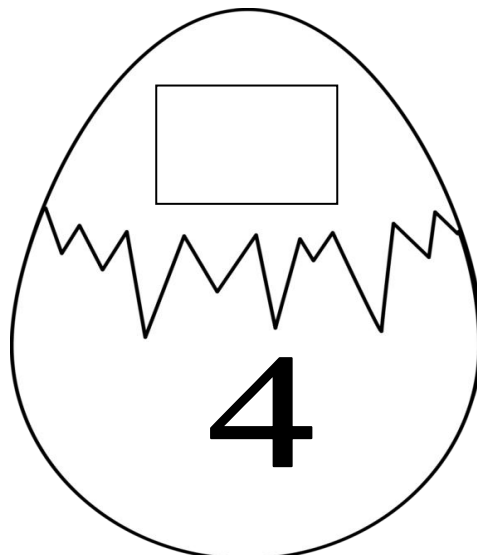


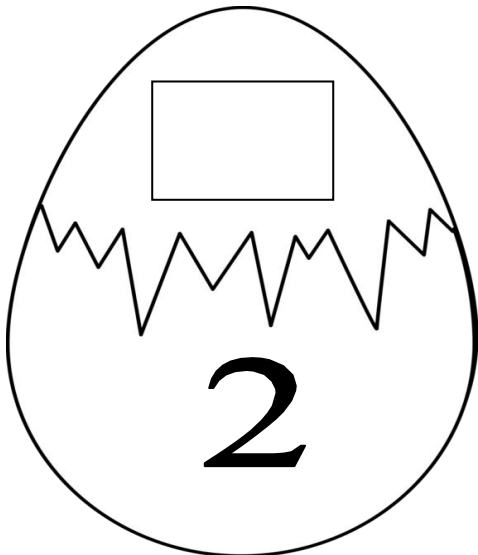
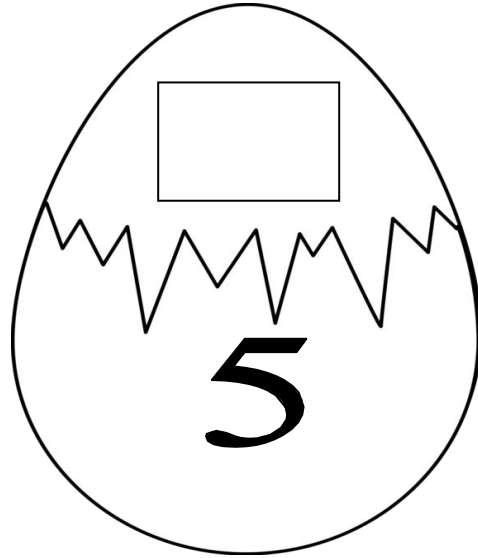



10




WORKSHEET:


What comes before





WORKSHEET:


Count the pictures and write the correct sign (>, <, =) in each circle:-

6 yellow angry birds  6 yellow angry birds

8 blue birds  6 blue birds



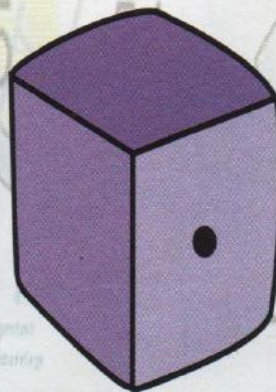



4 red angry birds  4 red angry birds

3 green birds  2 green birds

2 green pigs with crowns  2 green pigs with crowns


WORKSHEET:

Count and write the numbers in the space given.



WORKSHEET:

Join the dots and colour:-



WORKSHEET:

ACTIVITY TIME

Draw a line to match the objects which go together.

